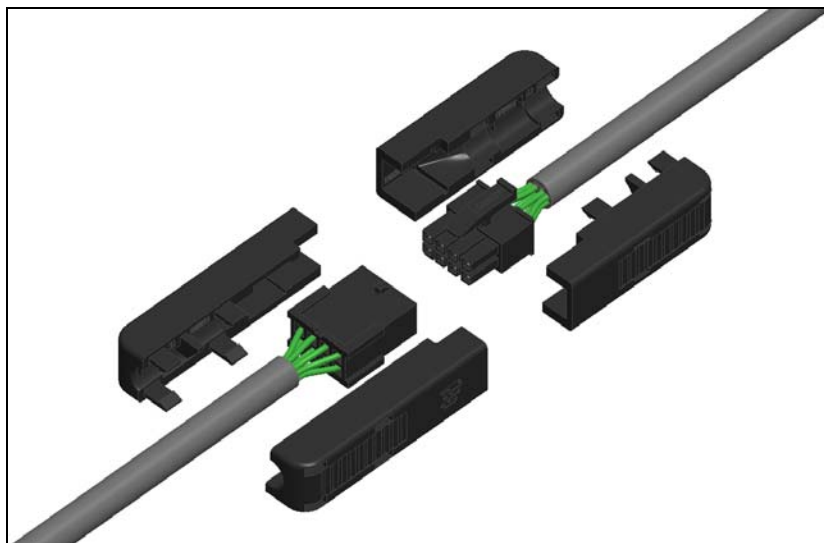



# 4/8 POS. COVERPARTS FOR MICRO MATE-N-LOK



Product code: L486

G.P.L.: K50

Program: PRJ-10-000001318

<b>A</b>	Released	D.C.	13JUN2012	J.C.	13JUN2012
<b>3</b>	Revised: included cable assembly P/N 293746-1	D.C.	26NOV2010	G.T.	26NOV2010
<b>2</b>	Revised: added polarized versions & corrected PCode	D.C.	08NOV2010	G.T.	08NOV2010
<b>1</b>	First issue	D.C.	15SEP2010	G.T.	15SEP2010
rev	rev. record	DR	Date	CHK	Date

DR.  
D. CHIARELLI

DATE  
15SEP2010

APVD  
G. TURCO

DATE  
15SEP2010

This specification is a controlled document.

This information is confidential and is disclosed to you on condition that no further disclosure is made by you to other than Tyco personnel without written authorization from Tyco Italia.



## 1. SCOPE

### 1.1 Content

This specification covers the requirements for application for the: “4/8 POS. COVERPARTS FOR MICRO MATE-N-LOK” saleable in the following kits:

- 4 pos. coverparts (standard version) for Micro Mate-N-Lok Plug Housing P/N 794617-4: P/N 293734-1
- 4 pos. coverparts (polarized version 1) for Micro Mate-N-Lok Plug Housing P/N 794617-4: P/N 293734-2
- 4 pos. coverparts (polarized version 2) for Micro Mate-N-Lok Plug Housing P/N 794617-4: P/N 293734-3
- 4 pos. coverparts for Micro Mate-N-Lok Socket Housing P/N 794616-4: P/N 293735-1
- 8 pos. coverparts (standard version) for Micro Mate-N-Lok Plug Housing P/N 794617-8: P/N 293736-1
- 8 pos. coverparts (polarized version 1) for Micro Mate-N-Lok Plug Housing P/N 794617-8: P/N 293736-2
- 8 pos. coverparts (polarized version 2) for Micro Mate-N-Lok Plug Housing P/N 794617-8: P/N 293736-3
- 8 pos. coverparts for Micro Mate-N-Lok Socket Housing P/N 794616-8: P/N 293737-1

Micro Mate-N-Lok housings, included into the kits, are already existing and qualified as per Product Specification 108-1836. So, this document will apply on the following plastic parts only:

- 4 pos. coverpart “A” for Micro Mate-N-Lok Plug Housing P/N 794617-4: P/N **293726-1**
- 4 pos. coverpart “A” (polarized) for Micro Mate-N-Lok Plug Housing P/N 794617-4: P/N **293726-2**
- 4 pos. coverpart “B” for Micro Mate-N-Lok Plug Housing P/N 794617-4: P/N **293727-1**
- 4 pos. coverpart “B” (polarized) for Micro Mate-N-Lok Plug Housing P/N 794617-4: P/N **293727-2**
- 4 pos. coverpart “A” for Micro Mate-N-Lok Socket Housing P/N 794616-4: P/N **293728-1**
- 4 pos. coverpart “B” for Micro Mate-N-Lok Socket Housing P/N 794616-4: P/N **293729-1**
- 8 pos. coverpart “A” for Micro Mate-N-Lok Plug Housing P/N 794617-8: P/N **293730-1**
- 8 pos. coverpart “A” (polarized) for Micro Mate-N-Lok Plug Housing P/N 794617-8: P/N **293730-2**
- 8 pos. coverpart “B” for Micro Mate-N-Lok Plug Housing P/N 794617-8: P/N **293731-1**
- 8 pos. coverpart “B” (polarized) for Micro Mate-N-Lok Plug Housing P/N 794617-8: P/N **293731-2**
- 8 pos. coverpart “A” for Micro Mate-N-Lok Socket Housing P/N 794616-8: P/N **293732-1**
- 8 pos. coverpart “B” for Micro Mate-N-Lok Socket Housing P/N 794616-8: P/N **293733-1**

The present specification is also applicable for the following cable assembly:

- 8 pos. cable assembly for 8 pos. Micro Mate-N-Lok Plug Housing P/N 794617-8: P/N 293746-1.

### 1.2 References

The following referenced documents are indispensable for the application of this document. The latest revisions of these documents have to be considered.

- Tyco Electronics Customer Drawings
- Tyco Electronics Production Specification 108-1836 (for the contacts)
- Tyco Electronics Production Specification 108-20314 (for the coverparts)
- Tyco Electronics Application Specification 114-13000 (for the contacts)

## 2. REQUIREMENTS

### 2.1 Cable requirements

For the 4 pos. coverpart kit P/N's 293734-1, 299734-2, 293734-3, the admitted cable must have external diameter of  $5,0\pm 0,2$  mm and must be of the following type:

- LiYY 4x0,34mm<sup>2</sup> (max. n°4 contacts P/N 794606-1 must be crimped on this cable);
- LiYY 4x22AWG UL AWM STYLE 2464/1061 (max. n°4 contacts P/N 794606-1 must be crimped on this cable).

For the 4 pos. coverpart kit P/N 293735-1, the admitted cable must have external diameter of  $5,0\pm 0,2$  mm and must be of the following type:

- LiYY 4x0,34mm<sup>2</sup> (max. n°4 contacts P/N 794608-1 must be crimped on this cable);
- LiYY 4x22AWG UL AWM STYLE 2464/1061 (max. n°4 contacts P/N 794608-1 must be crimped on this cable).

For the 8 pos. coverpart kit P/N's 293736-1, 293736-2, 293736-3, the admitted cable must have external diameter of  $5,6\pm 0,2$  mm and must be of the following type:

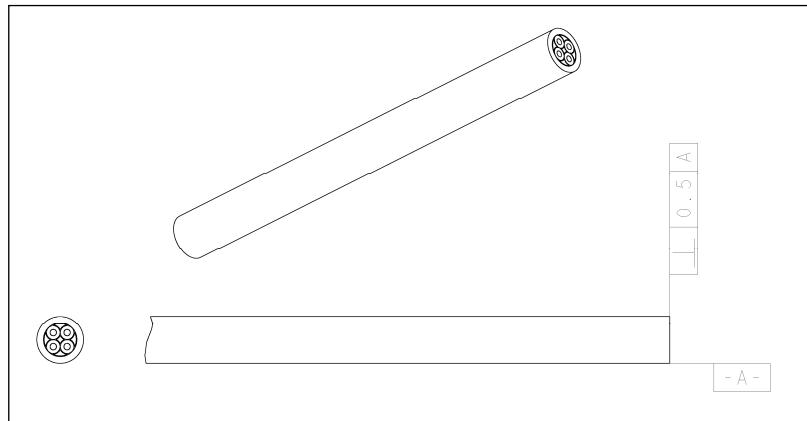
- LiYY 8x0,25mm<sup>2</sup> (max. n°8 contacts P/N 794606-1 must be crimped on this cable);
- HELUKABEL DATAFLAMM 10x0,14mm<sup>2</sup> / 52307 350V HALOGEN FREE (max. n°8 contacts P/N 794607-1 must be crimped on this cable).

For the 8 pos. coverpart kit P/N 293737-1, the admitted cable must have external diameter of  $5,6\pm 0,2$  mm and must be of the following type:

- LiYY 8x0,25mm<sup>2</sup> (max. n°8 contacts P/N 794608-1 must be crimped on this cable);
- HELUKABEL DATAFLAMM 10x0,14mm<sup>2</sup> / 52307 350V HALOGEN FREE (max. n°8 contacts P/N 794609-1 must be crimped on this cable).

## 2.2 Cable preparation

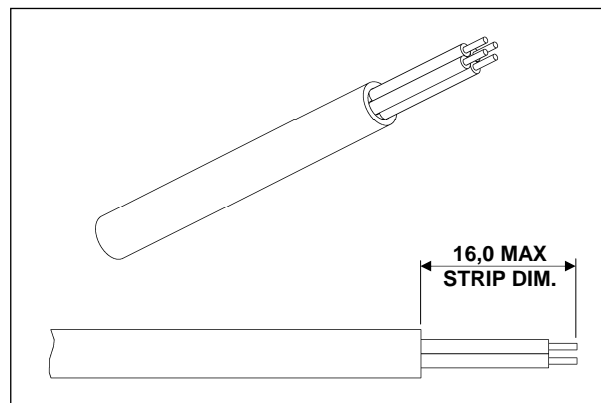
Each cable must be clean and free of superficial pollution, like dust or other substances that can compromise the insulation level. The end of each cable shall be cut straight and perpendicular to the edge of the cable, as indicated here below:



*Perpendicular wire cutting*

Proper cutting tooling shall be used to avoid spacing deformation and burrs.

Cable must be stripped for 16,0mm MAX as shown below:



*Cable strip dimension*

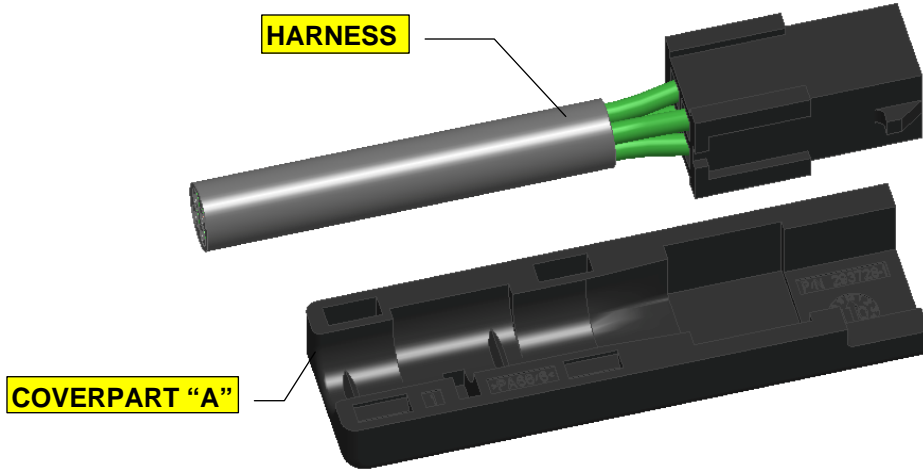
Is not accepted the presence of cuts or damages on the insulation of the single conductors. The wire so prepared for the contact terminations must be kept clean and not exposed to dust or polluted environment.

## 2.3 Contact terminations & Connector assembly


Micro Mate-N-Lock contacts must be crimped according to the Application Spec. 114-13000.  
Connector assembly must be made according to the Application Spec. 114-13000.

### 2.4 Coverpart assembly

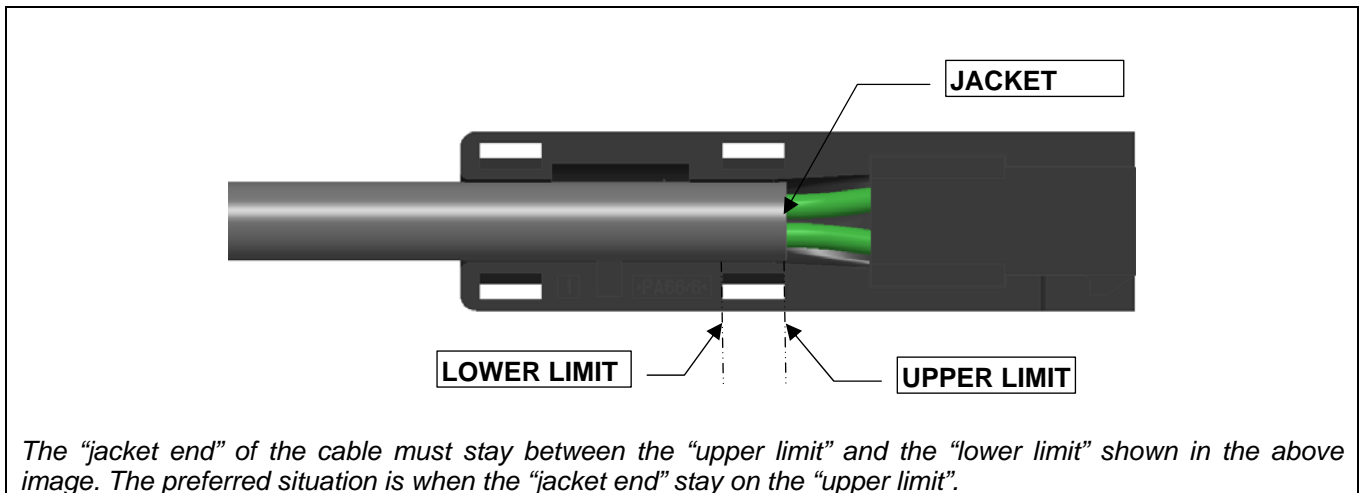
Orient the coverpart "A" (P/N 293726-1 or 293726-2 or 293728-1 or 293730-1 or 293730-2 or 293732-1) and the assembled Micro Mate-N-Lok connector (harness) as shown below.



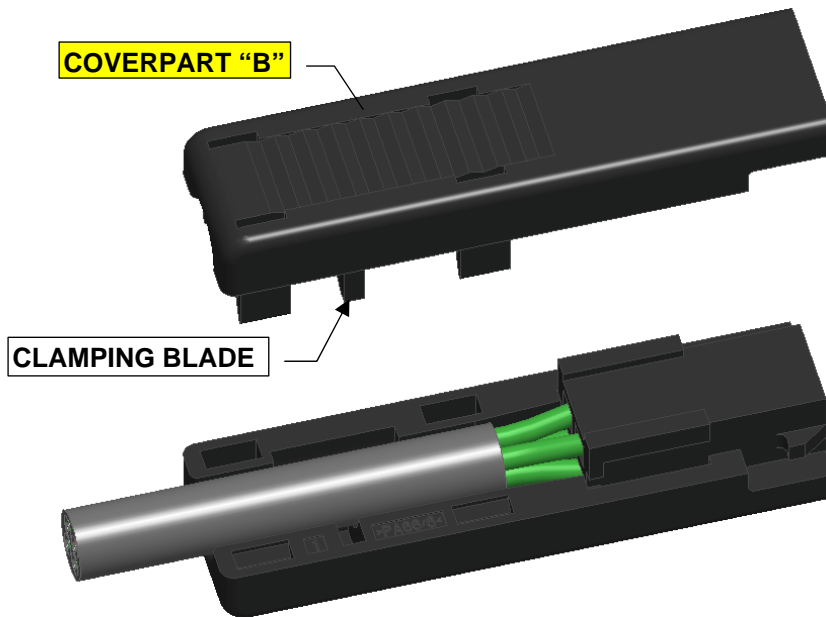
Place into the coverpart "A" the harness as shown in the below image.



Verify that the cable jacket is well placed for the clamping operation, as per below indication:



Prepare the counterpart coverpart "B" (P/N 293727-1 or 293727-2 or 293729-1 or 293731-1 or 293731-2 or 293733-1).



Push the counterpart coverpart "B" against the counterpart "A" with the positioned harness, until the locking acts. This operation shall be made by appropriate pliers or can be made by hand when the closing force is low.



Connector is so ready to be used.

*NOTE: all the shown images are not in scale.*

# TEXIM EUROPE

Partner in Electronic Components & Supply Chain Solutions



## The Netherlands

Elektrostraat 17  
NL-7483 PG Haaksbergen  
Tel: +31 (0)53 573 33 33  
Fax: +31 (0)53 573 33 30  
nl@texim-europe.com



## Denmark

Nørregade 15  
DK-9240 Nibe  
Tel: +45 88 20 26 30  
Fax: +45 88 20 26 39  
nordic@texim-europe.com



## Belgium

Gentsesteenweg 1154-C22  
Chaussée de Gand 1154-C22  
B-1082 Brussel / Bruxelles  
Tel: +32 (0)2 462 01 00  
Fax: +32 (0)2 462 01 25  
belgium@texim-europe.com



## United Kingdom

St. Mary's House, Church Lane  
Carlton Le Moorland  
Lincoln LN5 9HS  
Tel: +44 (0)1522 789 555  
Fax: +44 (0)845 299 22 26  
uk@texim-europe.com



## Germany

Justus-von-Liebig-Ring 7-9  
D-25451 Quickborn  
Tel: +49 (0)4106 627 07-0  
Fax: +49 (0)4106 627 07-20  
germany@texim-europe.com



## Germany

Martin-Kollar-Strasse 9  
D-81829 München  
Tel: +49 (0)89 436 086-0  
Fax: +49 (0)89 436 086-19  
germany@texim-europe.com



## Austria

Warwitzstrasse 9  
A-5020 Salzburg  
Tel: +43 (0)662 216026  
Fax: +43 (0)662 216026-66  
austria@texim-europe.com

## Texim Europe B.V.

Elektrostraat 17  
NL-7483 PG Haaksbergen  
Tel: +31 (0)53 573 33 33  
info@texim-europe.com  
www.texim-europe.com

