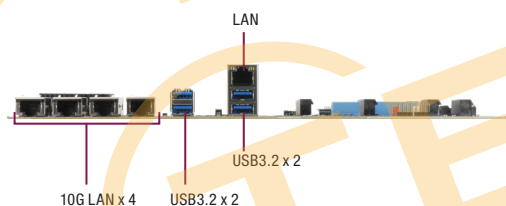



ECB-927A

COM Express Evaluation Carrier Board (Type 7)



Features

- ATX Form Factor
- Supports COM Express Type 7 Basic Size
- PCIe [x16] + PCIe [x8] + PCIe [x4] x 2
- Display via Console or 3rd Party Graphic Solution
- USB 3.2 Gen 2 x 4
- SATA III x 2
- 10GbE x 4 (Intel® Ethernet Connection X557-AT4)

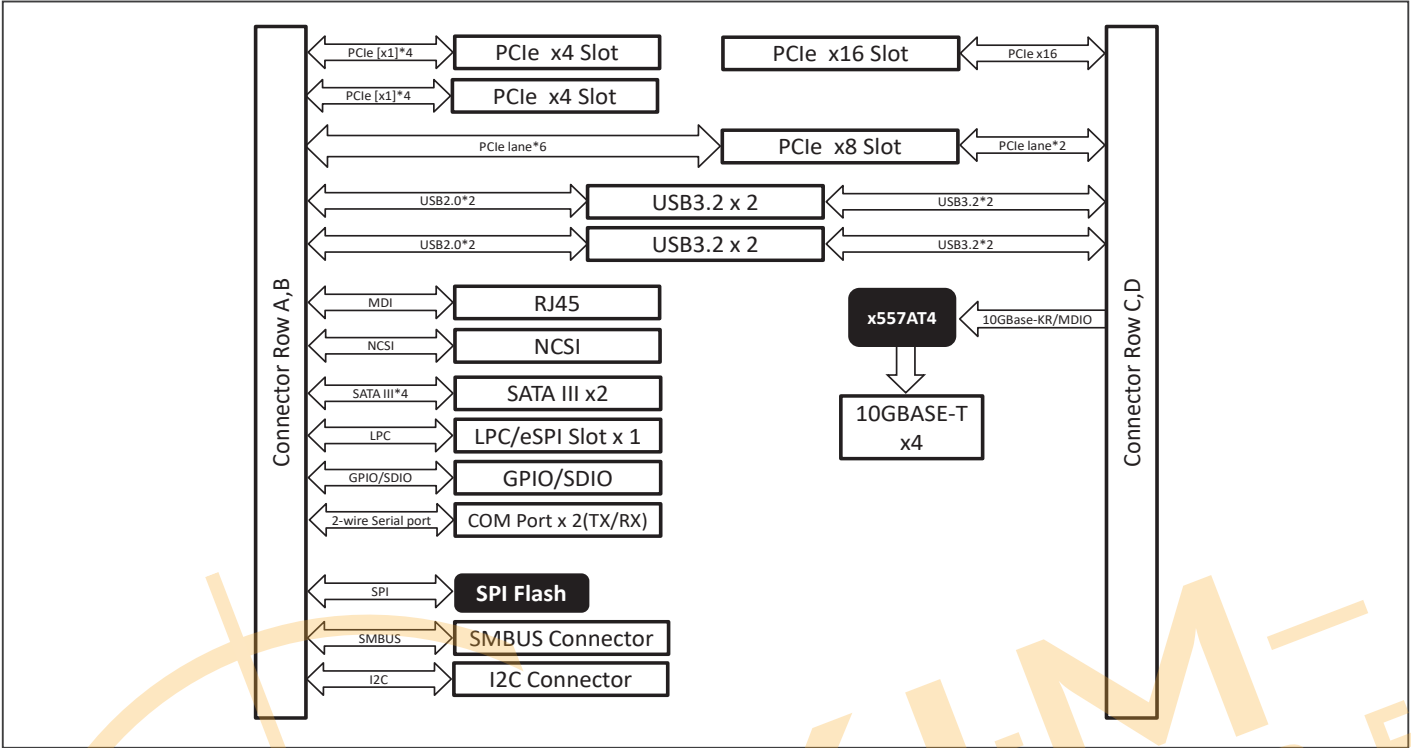


Specifications

System	
Form Factor	COM Express Basic Size Type 7 Carrier Board in ATX Form Factor
COM Express Connector	x 2 (Row AB and Row CD, Type 7 pin-out)
I/O Chipset	—
Front Panel Control	10-pin Header (5x2)
Ethernet	10GbE x 4 (Intel® Ethernet Connection X557-AT4) GbE x 1 (from Module)
Expansion Interface	PCIe [x4] x 2 PCIe [x8] x 1 PCIe [x16] x 1 (PEG port)
Power Supply Type	Standard 24-pin ATX + 4-pin 12V
CMOS Battery	CR2032 Holder x 1
BIOS	—
Board Size	12" x 9.6" (305mm x 244mm)
Gross Weight	1.54 lb. (0.7Kg)
Operating Temperature	32°F ~ 140°F (0°C ~ 60°C)
Storage Temperature	-40°F ~ 185°F (-40°C ~ 85°C)
Operating Humidity	0% ~ 90% relative humidity, non-condensing
Display	
LCD	N/A. via PCIe Graphic card
Display interface	N/A. via PCIe Graphic card
I/O	
Storage	SATA x 2
Serial Port	2-wire UART x 2 (TX/RX)
USB	USB 3.2 x 4
Audio	N/A
GPIO	8-bit
Switch/Button	Power Button x 1 / Reset Button x 1
Debug LED	7-SEG LED X2 80 PORT POST CODE INDICATOR
I2C	1
Expansion Interface	SMBus, LPC/eSPI slot

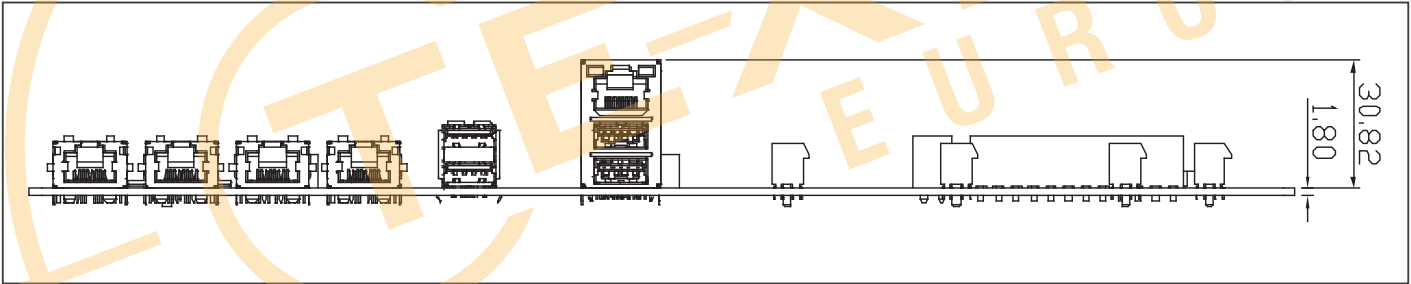
* I/O functions according to the type of module installed, please refer to function table.

Block Diagram



Dimension

Unit: mm



Packing List

- COM Port Cable x 2
- ECB-927A-A10 x 1

Ordering Information

- ECB-927A-A10-0001
COMe Type7, Carrier Board, 4x10GbE, 4USB.2COM.2SATA, PCIe, ATX, A1.0

Disclaimer

ALL PRODUCTS, PRODUCT SPECIFICATIONS AND DATA ARE SUBJECT TO CHANGE WITHOUT NOTICE TO IMPROVE RELIABILITY, FUNCTION OR DESIGN OR OTHERWISE.

Texim Europe B.V. its affiliates, agents, and employees, and all persons acting on its or their behalf (collectively, "Texim"), disclaim any and all liability for any errors, inaccuracies or incompleteness contained in any datasheet or in any other disclosure relating to any product.

Texim makes no warranty, representation or guarantee regarding the suitability of the products for any particular purpose or the continuing production of any product.

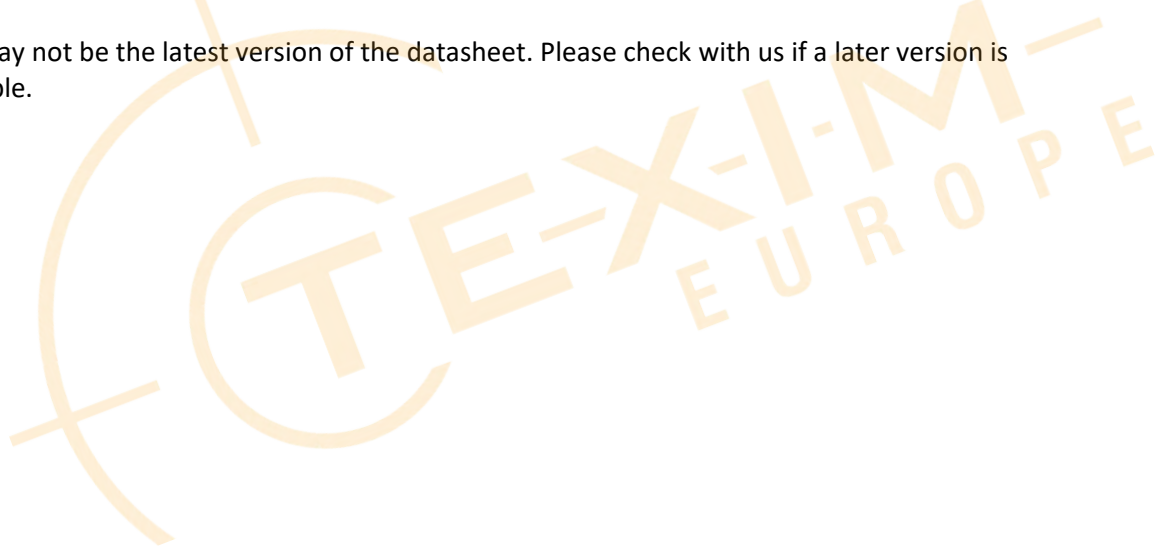
It is the customer's responsibility to validate that a particular product with the properties described in the product specification is suitable for use in a particular application.

Parameters provided in datasheets and / or specifications may vary in different applications and performance may vary over time.

All operating parameters, including typical parameters, must be validated for each customer application by the customer's technical experts.

Please contact us if you have any questions about the contents of the datasheet.

This may not be the latest version of the datasheet. Please check with us if a later version is available.





Headquarters & Warehouse

Elektrostraat 17
NL-7483 PG Haaksbergen
The Netherlands

T: +31 (0)53 573 33 33
E: info@texim-europe.com
Homepage: www.texim-europe.com



The Netherlands

Elektrostraat 17
NL-7483 PG Haaksbergen

T: +31 (0)53 573 33 33
E: nl@texim-europe.com



Belgium

Zuiderlaan 14, box 10
B-1731 Zellik

T: +32 (0)2 462 01 00
E: belgium@texim-europe.com



UK & Ireland

St Mary's House, Church Lane
Carlton Le Moorland
Lincoln LN5 9HS

T: +44 (0)1522 789 555
E: uk@texim-europe.com



Germany

Bahnhofstrasse 92
D-25451 Quickborn

T: +49 (0)4106 627 07-0
E: germany@texim-europe.com



Germany

Martin-Kollar-Strasse 9
D-81829 München

T: +49 (0)89 436 086-0
E: muenchen@texim-europe.com



Austria

Warwitzstrasse 9
A-5020 Salzburg

T: +43 (0)662 216 026
E: austria@texim-europe.com



Nordic

Stockholmsgade 45
2100 Copenhagen

T: +45 88 20 26 30
E: nordic@texim-europe.com



Italy

Martin-Kollar-Strasse 9
D-81829 München

T: +49 (0)89 436 086-0
E: italy@texim-europe.com