

# E-BOX XL MODULAR, housing, 4 installation points, 22.3 mm, M20 to the side, light gray

NEW



## Description

The E-BOX XL MODULAR as a supplement to the E-BOX MODULAR is an enclosure concept with 3 to 6 installation points for all RAFIX 22 FS+/FSR control devices. It is used where individual control devices are required at remote locations - for example, emergency stop applications along a production line or at a safety fence. The compact dimensions of the E-BOX XL are based on the edge dimensions of a 40 mm profile rail. Installation is quick and easy - thanks to the modular system consisting of the lower and upper housing sections, QC contact blocks and RAFIX 22 FS+/FSR actuators, which are installed and wired manually.

## Individually configurable and combinable

- Use of RAFIX 22 FS+ actuators and RAFIX 22 FS QC switching elements for any installation location
- Manual wiring with cable gland (Ø 7-13mm clamping range)
- RAFIX 22 FS+ / RAFIX 22 FSR actuating elements, RAFIX 22 FS+ QC switching elements, LED clips and blade receptacles must be purchased separately

## Scope of delivery

Lower housing section, upper housing section, cable gland, emergency stop adhesive label and screws for the housing connection

## Assembly

Detailed installation instructions for the E-BOX XL MODULAR are available in the "Downloads" section.



## technical data

### > general

Scope of delivery	Quick-Start-Guide
Installation points	4 pcs.
Color	light gray

Operating temperature, min.	-25 °C
Operating temperature, max.	70 °C
Storage temperature, min.	-40 °C
Storage temperature, max.	80 °C
Packaging	Box
Packaging unit	1 pcs.
net weight	213 g
Degree of protection, front side, according to DIN EN 60529	IP65
Degree of protection, rear side, according to DIN EN 60529	IP65
Impact resistance IK	07
Protection class	II
Minimum order quantity (MOQ)	5 pcs.
RoHS compliant	Yes
REACH compliant	Yes

**> mounting diameters**

Outside dimension, length	266 mm
Outside dimension, width	42 mm
Outside dimension, height	40 mm
Mounting hole	22.3 mm


**> mechanical data**

Fixing	Screw
Terminal on the rear	M20 to the side

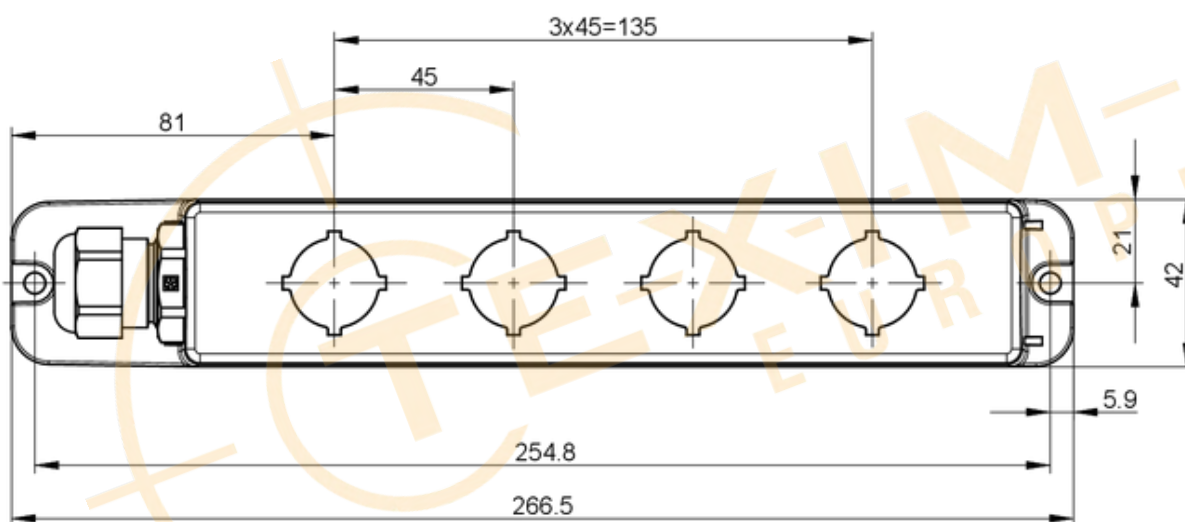
**direct links**[> RAFI eCatalog](#)

## drawings

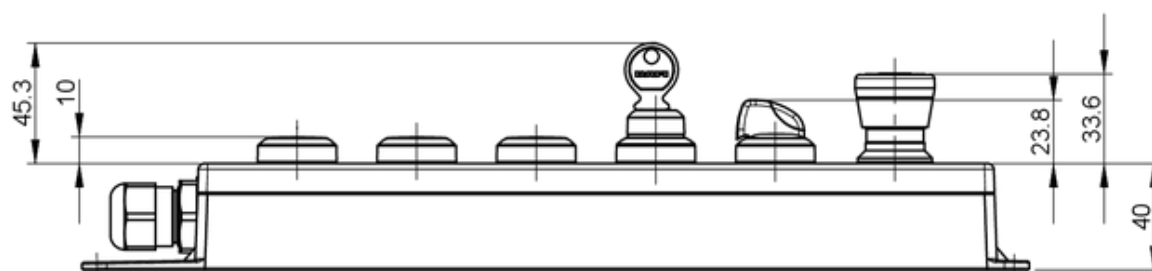
### Dimensioned drawing



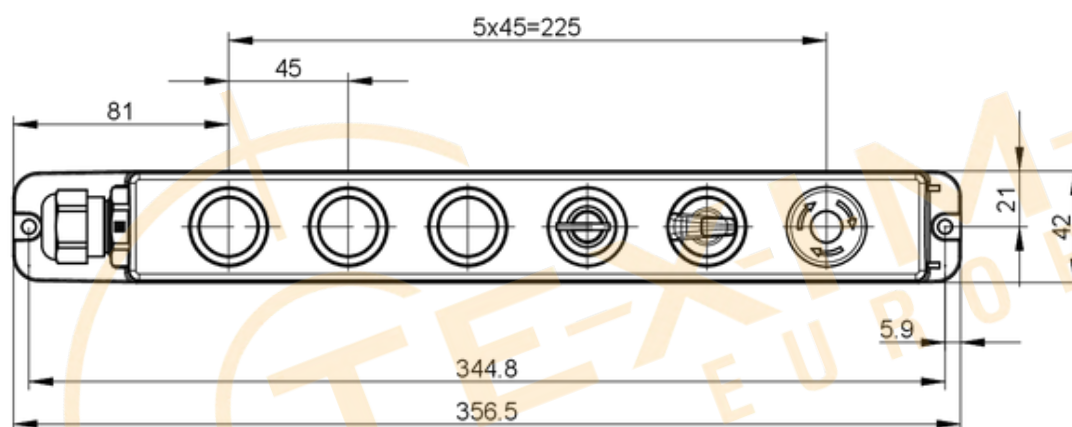
### Dimensioned drawing



## System drawing



## System drawing



## **Disclaimer**

ALL PRODUCTS, PRODUCT SPECIFICATIONS AND DATA ARE SUBJECT TO CHANGE WITHOUT NOTICE TO IMPROVE RELIABILITY, FUNCTION OR DESIGN OR OTHERWISE.

Texim Europe B.V. its affiliates, agents, and employees, and all persons acting on its or their behalf (collectively, "Texim"), disclaim any and all liability for any errors, inaccuracies or incompleteness contained in any datasheet or in any other disclosure relating to any product.

Texim makes no warranty, representation or guarantee regarding the suitability of the products for any particular purpose or the continuing production of any product.

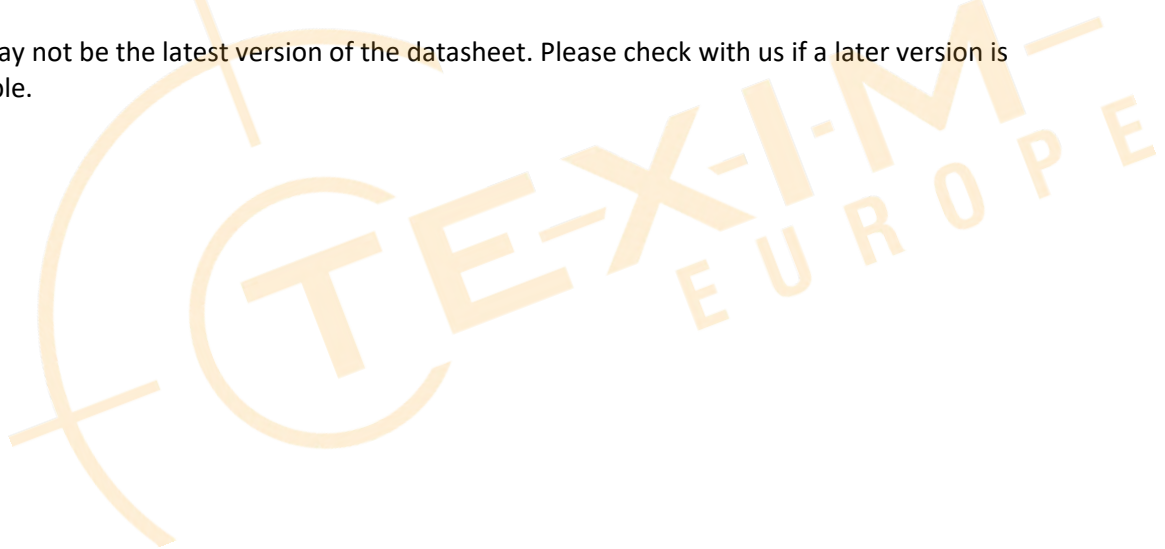
It is the customer's responsibility to validate that a particular product with the properties described in the product specification is suitable for use in a particular application.

Parameters provided in datasheets and / or specifications may vary in different applications and performance may vary over time.

All operating parameters, including typical parameters, must be validated for each customer application by the customer's technical experts.

Please contact us if you have any questions about the contents of the datasheet.

This may not be the latest version of the datasheet. Please check with us if a later version is available.





## Headquarters & Warehouse

Elektrostraat 17  
NL-7483 PG Haaksbergen  
The Netherlands

T: +31 (0)53 573 33 33  
E: [info@texim-europe.com](mailto:info@texim-europe.com)  
Homepage: [www.texim-europe.com](http://www.texim-europe.com)



### The Netherlands

Elektrostraat 17  
NL-7483 PG Haaksbergen

T: +31 (0)53 573 33 33  
E: [nl@texim-europe.com](mailto:nl@texim-europe.com)



### Belgium

Zuiderlaan 14, box 10  
B-1731 Zellik

T: +32 (0)2 462 01 00  
E: [belgium@texim-europe.com](mailto:belgium@texim-europe.com)



### UK & Ireland

St Mary's House, Church Lane  
Carlton Le Moorland  
Lincoln LN5 9HS

T: +44 (0)1522 789 555  
E: [uk@texim-europe.com](mailto:uk@texim-europe.com)



### Germany

Bahnhofstrasse 92  
D-25451 Quickborn

T: +49 (0)4106 627 07-0  
E: [germany@texim-europe.com](mailto:germany@texim-europe.com)



### Germany

Martin-Kollar-Strasse 9  
D-81829 München

T: +49 (0)89 436 086-0  
E: [muenchen@texim-europe.com](mailto:muenchen@texim-europe.com)



### Austria

Warwitzstrasse 9  
A-5020 Salzburg

T: +43 (0)662 216 026  
E: [austria@texim-europe.com](mailto:austria@texim-europe.com)



### Nordic

Stockholmsgade 45  
2100 Copenhagen

T: +45 88 20 26 30  
E: [nordic@texim-europe.com](mailto:nordic@texim-europe.com)



### Italy

Martin-Kollar-Strasse 9  
D-81829 München

T: +49 (0)89 436 086-0  
E: [italy@texim-europe.com](mailto:italy@texim-europe.com)