



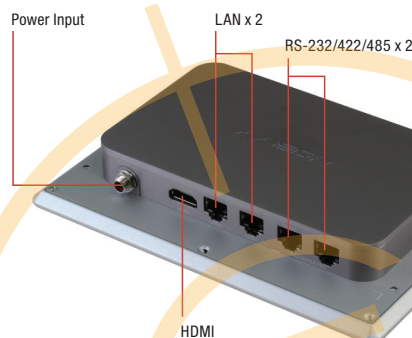
ACP-1074

7" WSVGA Ultra-slim Fanless Multi Touch Panel PC with Intel® Celeron® J1900/ N2807 Processor, 2GB RAM

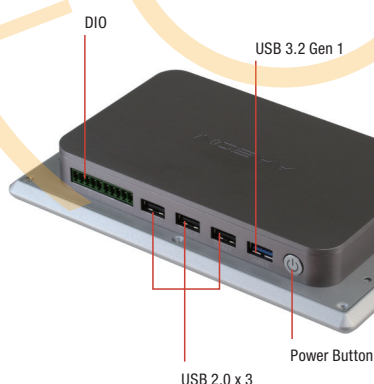
Front View



Top View



Bottom View



Features

- 7" WSVGA (1024 x 600) Color TFT LCD Display
- Intel® N2807/J1900 Processor
- Wide Flatscreen with P-CAP Multi-Touch (2-point)
- 7H Anti-scratch Surface
- Aluminum Design
- IP65 Compliant
- Fanless Operation
- VESA 75/Panel Mount/ Stand Support



Distributed by:

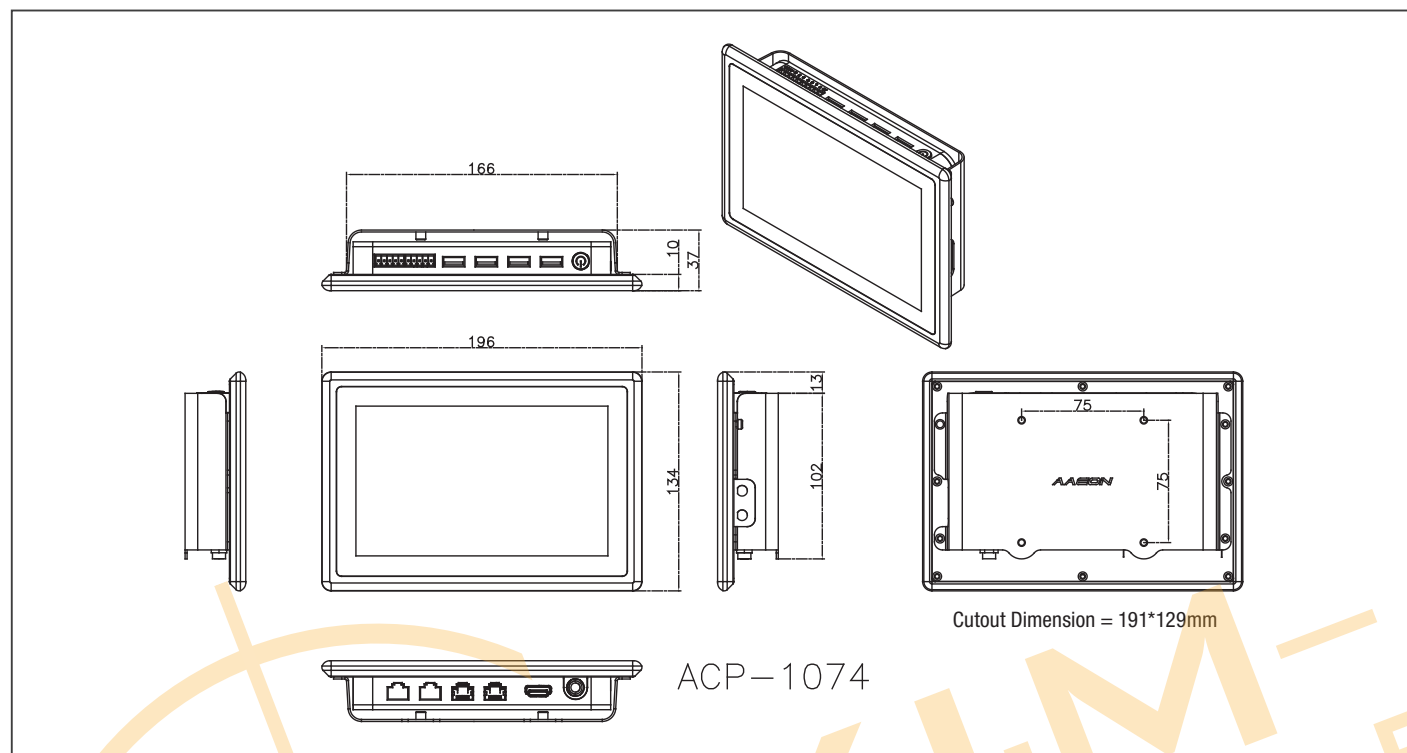


System	
Processor	Intel® N2807 processor, 1.58 GHz Intel® Celeron® J1900 processor, 2 GHz
System Memory	204-Pin DDR3L SODIMM x 1, default 2GB, up to 8 GB (J1900) 204-Pin DDR3L SODIMM x 1, default 2GB, up to 4 GB (N2807)
LCD/CRT controller	Integrated in processor
Ethernet	10/100/1000 Base-TX, RJ-45 x 2
I/O Port	RJ-45 type RS-232/422/485 x 2 USB 2.0 x 3 USB 3.2 Gen 1 x 1 HDMI x 1 DI/O (4DI, 2DO) BIOS Selection Lockable power input connector Power switch x 1
Storage Disk Drive	Half size mSATA storage x 1 (Installation by AAEON recommended)
Expansion Slot	Full size Mini-Card x 1
OS support	Windows® 7, Windows® 8.1, Windows® 10, Linux kernel 2.6.3 or higher
Mechanical	
Construction	Aluminum Design
Mounting	VESA 75/ Panel mount/ Stand
Dimension	7.71" x 5.27" x 1.18" (196mm x 134mm x 30mm)
Carton Dimension	13.58" x 7.87" x 9.64" (345mm x 200mm x 245mm)
Gross Weight	4.8 lb (2.2 kg)
Environmental	
Operating Temperature	32°F ~ 122°F (0°C ~ 50°C) without airflow 23°F ~ 131°F (-5°C ~ 55°C) with airflow
Storage Temperature	-4°F ~ 158°F (-20°C ~ 70°C)
Storage Humidity	5%~90% @40°C, non-condensing
Vibration	1 Grms/ 5~ 500Hz/ operation – with HDD
Shock	15G peak acceleration (11 msec. duration) – with HDD
EMC	CE/FCC class A
Power Supply	
DC Input	DC12V, with lockable power adapter
LCD	
Display Type	7" TFT-LCD, LED
Max Resolution	1024 x 600
Max. Colors	16.7M
Luminance	320 cd/m ²
Viewing Angle	150° (H), 145° (V)
Back Light	LED
Back Light MTBF (Hours)	20,000
Touchscreen	
Type	Projected capacitive multi-touch (2-point)
Light Transmission	90%



Dimension

Unit: mm



Packing List

- 125530060Y
Power Adapter, DC12V, 60W
- 1700090156 x 2
RJ-45 to COM Cable
- VESA Mount Kit
- Panel Mount Kit
- VESA Screws
- ACP-1074

Optional Accessories

Part Number	Description
170X000799	Power Cord (US Type)
170X000800	Power Cord (European Type)
170X000803	Power Cord (Japanese Type)
M041073020	Stand Kit

Ordering Information

Part Number	Display Type	Max Resolution	Luminance	View Angle	Backlight MTBF	CPU	LAN	USB 3.2 Gen 1	USB 2.0	RS-232	RS-232 /422/485	Storage	RAM	Display	Expansion	Mounting	Power	Temp.	Touch
ACP-1074HTT-A1-1014	7" TFT-LCD	1024 x 600	320 cd/m ²	150°(H)/145°(V)	20,000	Intel® Celeron® J1900, 2 GHz	2	1	3	—	2	Half Size mSATA x 1	2GB DDR3L RAM Included	HDMI x 1	—	Panel Mount/ VESA 75/ Stand	DC 12V	0°C ~ 50°C (w/o airflow) -3°F ~ 131°F (-5°C ~ 55°C) (w/ airflow)	Projected Capacitive multi-touch (2-point)
ACP-1074HTT-A3-1014	7" TFT-LCD	1024 x 600	320 cd/m ²	150°(H)/145°(V)	20,000	Intel® N2807, 1.58 GHz	2	1	3	—	2	Half Size mSATA x 1	2GB DDR3L RAM Included	HDMI x 1	—	Panel Mount/ VESA 75/ Stand	DC 12V	0°C ~ 50°C (w/o airflow) -3°F ~ 131°F (-5°C ~ 55°C) (w/ airflow)	Projected Capacitive multi-touch (2-point)
ACP-1074HTT-B1-1014	7" TFT-LCD	1024 x 600	320 cd/m ²	150°(H)/145°(V)	20,000	Intel® Celeron® J1900, 2 GHz	2	1	3	—	2	Half Size mSATA x 1	2GB DDR3L RAM Included	HDMI x 1	WiFi	Panel Mount/ VESA 75/ Stand	DC 12V	0°C ~ 50°C (w/o airflow) -3°F ~ 131°F (-5°C ~ 55°C) (w/ airflow)	Projected Capacitive multi-touch (2-point)
ACP-1074HTT-B3-1014	7" TFT-LCD	1024 x 600	320 cd/m ²	150°(H)/145°(V)	20,000	Intel® N2807, 1.58 GHz	2	1	3	—	2	Half Size mSATA x 1	2GB DDR3L RAM Included	HDMI x 1	WiFi	Panel Mount/ VESA 75/ Stand	DC 12V	0°C ~ 50°C (w/o airflow) -3°F ~ 131°F (-5°C ~ 55°C) (w/ airflow)	Projected Capacitive multi-touch (2-point)

Disclaimer

ALL PRODUCTS, PRODUCT SPECIFICATIONS AND DATA ARE SUBJECT TO CHANGE WITHOUT NOTICE TO IMPROVE RELIABILITY, FUNCTION OR DESIGN OR OTHERWISE.

Texim Europe B.V. its affiliates, agents, and employees, and all persons acting on its or their behalf (collectively, "Texim"), disclaim any and all liability for any errors, inaccuracies or incompleteness contained in any datasheet or in any other disclosure relating to any product.

Texim makes no warranty, representation or guarantee regarding the suitability of the products for any particular purpose or the continuing production of any product.

It is the customer's responsibility to validate that a particular product with the properties described in the product specification is suitable for use in a particular application.

Parameters provided in datasheets and / or specifications may vary in different applications and performance may vary over time.

All operating parameters, including typical parameters, must be validated for each customer application by the customer's technical experts.

Please contact us if you have any questions about the contents of the datasheet.

This may not be the latest version of the datasheet. Please check with us if a later version is available.





Headquarters & Warehouse

Elektrostraat 17
NL-7483 PG Haaksbergen
The Netherlands

T: +31 (0)53 573 33 33
E: info@texim-europe.com
Homepage: www.texim-europe.com



The Netherlands

Elektrostraat 17
NL-7483 PG Haaksbergen

T: +31 (0)53 573 33 33
E: nl@texim-europe.com



Belgium

Zuiderlaan 14, box 10
B-1731 Zellik

T: +32 (0)2 462 01 00
E: belgium@texim-europe.com



UK & Ireland

St Mary's House, Church Lane
Carlton Le Moorland
Lincoln LN5 9HS

T: +44 (0)1522 789 555
E: uk@texim-europe.com



Germany

Bahnhofstrasse 92
D-25451 Quickborn

T: +49 (0)4106 627 07-0
E: germany@texim-europe.com



Germany

Martin-Kollar-Strasse 9
D-81829 München

T: +49 (0)89 436 086-0
E: muenchen@texim-europe.com



Austria

Warwitzstrasse 9
A-5020 Salzburg

T: +43 (0)662 216 026
E: austria@texim-europe.com



Nordic

Stockholmsgade 45
2100 Copenhagen

T: +45 88 20 26 30
E: nordic@texim-europe.com



Italy

Martin-Kollar-Strasse 9
D-81829 München

T: +49 (0)89 436 086-0
E: italy@texim-europe.com