

CABLE 162 RF: I-PEX MHF + FRONT MOUNT SMA S/T BULKHEAD JACK WITH O-RING RATED TO IP67/68 + MULTIPLE CABLE SIZES

SPECIFICATIONS :

1. I-PEX MHF PLUG, P/N: FOR RG178 CABLE: 20278-112R-18. FOR $\phi 1.13\text{MM}$ CABLE: 20278-112R-13, FOR $\phi 1.37$ CABLE: 20351-112R-37.
2. COAXIAL CABLE, SEE P/N OPTIONS.
3. FRONT MOUNT SMA STRAIGHT BULKHEAD JACK WITH O-RING RATED TO IP67/68, P/N: RFCT-SMA003-F78.

ENVIRONMENTAL:

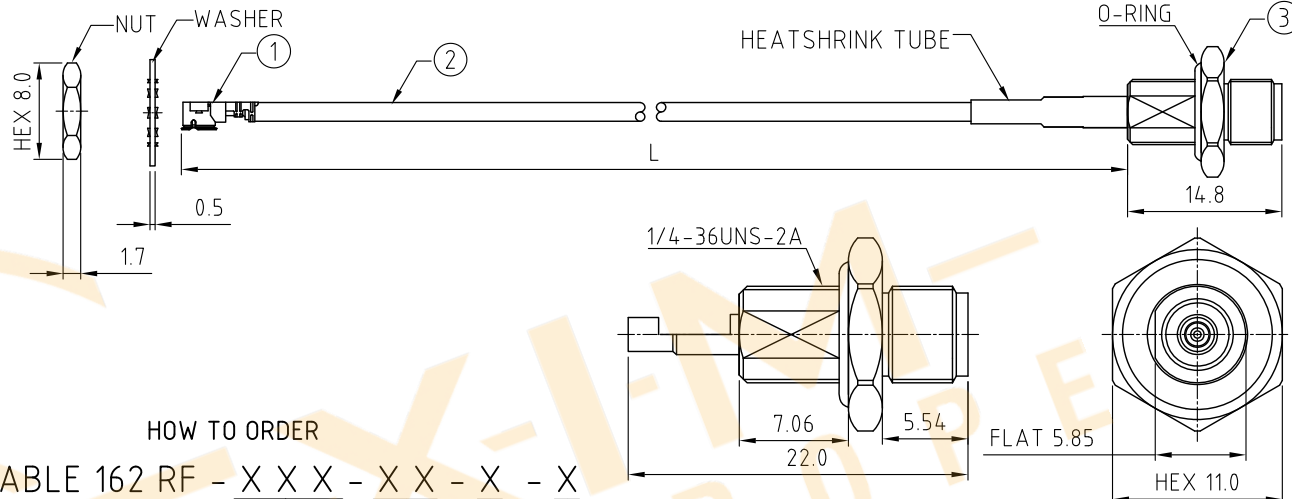
- A. BULKHEAD MOUNTED CONNECTOR (RFCT-SMA003-F78) TESTED TO THE FOLLOWING SPECIFICATION:
- i. IP6X - DUST TIGHT - NO PARTICLE INGRESS.
 - ii. IPX7 WATERPROOF FOR 30 MINUTES UP TO 1 METER UNDERWATER.
 - iii. IPX8 WATERPROOF FOR 48 HOURS AT 1 METER UNDERWATER.
 - iv. IPX8 WATERPROOF FOR 12 HOURS AT 5 METERS UNDERWATER.
 - v. PRESSURE TEST - 1 BAR FOR 10 SECONDS.

NOTES:

1. THE ORIENTATION OF CONNECTORS ON DRAWING IS FOR REFERENCE ONLY, IF THE ORDER IS LEFT BLANK THE CONNECTOR WILL NOT HAVE FIXED ORIENTATION.
2. FIXED ORIENTATION IS SUGGESTED FOR CABLE LENGTH 25MM TO 100MM. PLEASE SPECIFY THE FIXED ORIENTATIONS FROM THE ORDER CODE (F1, F2, ETC)
3. CONTACT GRADCONN IF THE ORIENTATION YOU REQUIRE IS NOT SHOWN.
4. WORKING FREQUENCY RANGE: DC-3GHz.
5. OPERATING TEMPERATURE: $-40^{\circ}\text{C} \sim +90^{\circ}\text{C}$.
6. IMPEDANCE: 50 OHM.
7. IT IS INTENDED THAT MOUNTING OF THIS CONNECTOR IS ACHIEVED USING THE NUT AND WASHER PROVIDED. PLEASE CONTACT GRADCONN FOR ADVISE IF PLANNING TO USE A DIFFERENT METHOD OF MOUNTING.

USAGE PRECAUTIONS: CABLES USING 'MICRO' COAX ARE DELICATE:

- (i) HANDLE WITH CARE.
- (ii) DO NOT TWIST; APPLY EXCESSIVE FORCES OR SHARP BENDS TO THE CABLE. DO NOT FORCEFULLY DEFORM WIRES.
- (iii) CONSULT CONNECTOR MANUFACTURER'S DATASHEETS FOR DETAILED NOTES ON HANDLING INSTRUCTIONS.



HOW TO ORDER

CABLE 162 RF - X X X - X X - X - X

"L" LENGTH IN MM:

eg: 100MM = 100

(MIN. 025-MAX.400

STANDARD = 100, 150, 200)

Tolerance: 50-200mm: $\pm 5\text{mm}$.201-400mm: $\pm 7\text{mm}$.

CABLE SIZE OPTIONS:

1 = RG178 CABLE, COLOR: BROWN

2 = $\phi 1.13\text{MM}$ CABLE, COLOR: GRAY3 = $\phi 1.37\text{MM}$ CABLE, COLOR: BLACK4 = $\phi 1.13\text{MM}$ LOW LOSS CABLE, COLOR: GRAY.5 = $\phi 1.13\text{MM}$ CABLE, COLOR: BLACK

WASHER AND NUT OPTIONS:

BLANK = SEPARATELY PACKED (STANDARD)

A = ALL ASSEMBLED WITH CONNECTOR

ORIENTATION OPTIONS:

BLANK = DOES NOT HAVE A FIXED ORIENTATION

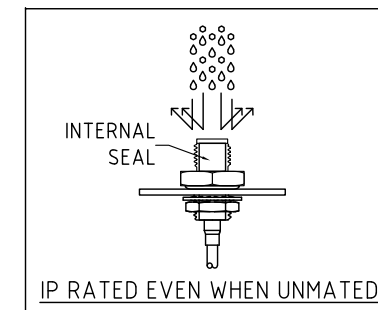
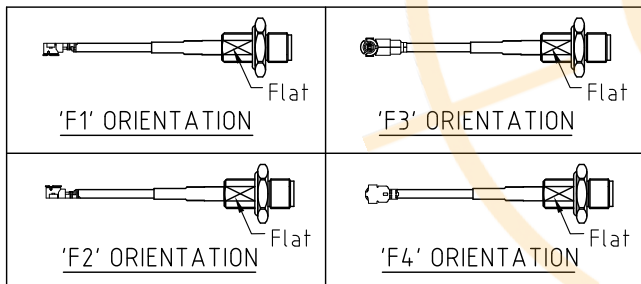
F1 = MHF CONNECTION DOWN (L=25-200MM)

F2 = MHF CONNECTION UP (L=25-200MM)

F3 = MHF CONNECTION AND D FLAT SAME ORIENTATION (L=25-200MM)

F4 = MHF CONNECTION AND D FLAT OPPOSITE ORIENTATION (L=25-200MM)

(SEE NOTES 1, 2, 3 AND DIAGRAMS FOR MORE INFORMATION)



Distributed by:



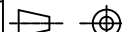
Scale: NTS

Drawn: CC

App'd: XXX

Date: 25 FEB. '24

THIRD ANGLE



Title CABLE ASSEMBLY

Revision: 2.0

Unstated
.X
.XX
.XXX
ANGLES
Tolerances:
N/A
N/A
N/A
N/A

Unit: mm



IP Rated RF Products

© THIS DRAWING IS CONFIDENTIAL AND MUST NOT BE COPIED OR DISCLOSED WITHOUT WRITTEN CONSENT



www.gradconn.com

Type: Cable 162 RF

CABLE 162 RF

Drawing Number:

Sheet 1 of 1

Drawing © E and O E

Disclaimer

ALL PRODUCTS, PRODUCT SPECIFICATIONS AND DATA ARE SUBJECT TO CHANGE WITHOUT NOTICE TO IMPROVE RELIABILITY, FUNCTION OR DESIGN OR OTHERWISE.

Texim Europe B.V. its affiliates, agents, and employees, and all persons acting on its or their behalf (collectively, "Texim"), disclaim any and all liability for any errors, inaccuracies or incompleteness contained in any datasheet or in any other disclosure relating to any product.

Texim makes no warranty, representation or guarantee regarding the suitability of the products for any particular purpose or the continuing production of any product.

It is the customer's responsibility to validate that a particular product with the properties described in the product specification is suitable for use in a particular application.

Parameters provided in datasheets and / or specifications may vary in different applications and performance may vary over time.

All operating parameters, including typical parameters, must be validated for each customer application by the customer's technical experts.

Please contact us if you have any questions about the contents of the datasheet.

This may not be the latest version of the datasheet. Please check with us if a later version is available.



Headquarters & Warehouse

Elektrostraat 17
NL-7483 PG Haaksbergen
The Netherlands

T: +31 (0)53 573 33 33
E: info@texim-europe.com
Homepage: www.texim-europe.com



The Netherlands

Elektrostraat 17
NL-7483 PG Haaksbergen

T: +31 (0)53 573 33 33
E: nl@texim-europe.com



Belgium

Zuiderlaan 14, box 10
B-1731 Zellik

T: +32 (0)2 462 01 00
E: belgium@texim-europe.com



UK & Ireland

St Mary's House, Church Lane
Carlton Le Moorland
Lincoln LN5 9HS

T: +44 (0)1522 789 555
E: uk@texim-europe.com



Germany - North

Bahnhofstrasse 92
D-25451 Quickborn

T: +49 (0)4106 627 07-0
E: germany@texim-europe.com



Germany - South

Martin-Kollar-Strasse 9
D-81829 München

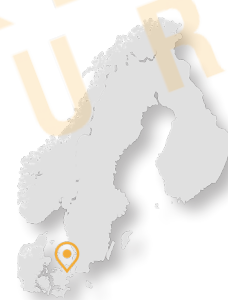
T: +49 (0)89 436 086-0
E: muenchen@texim-europe.com



Austria

Warwitzstrasse 9
A-5020 Salzburg

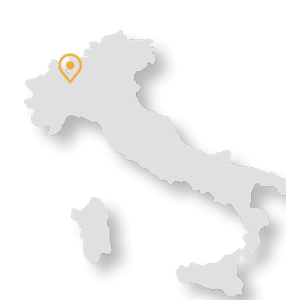
T: +43 (0)662 216 026
E: austria@texim-europe.com



Nordic

Søndre Jagtvej 12
DK-2970 Hørsholm

T: +45 88 20 26 30
E: nordic@texim-europe.com



Italy

Martin-Kollar-Strasse 9
D-81829 München

T: +49 (0)89 436 086-0
E: italy@texim-europe.com