Distributed by www.texim-europe.com

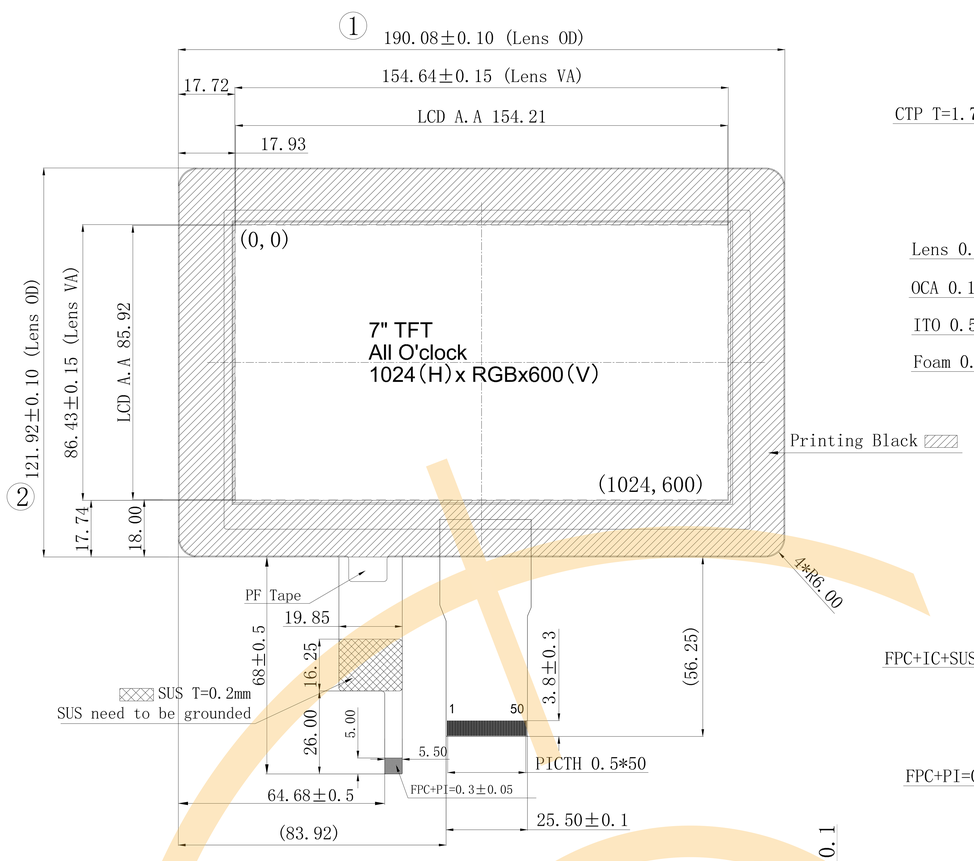

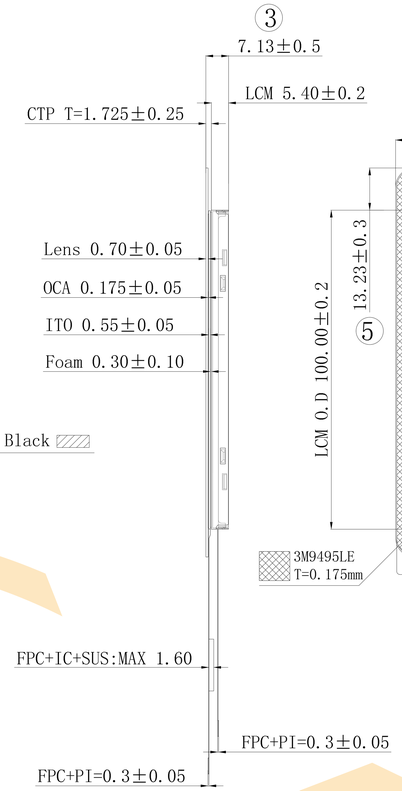

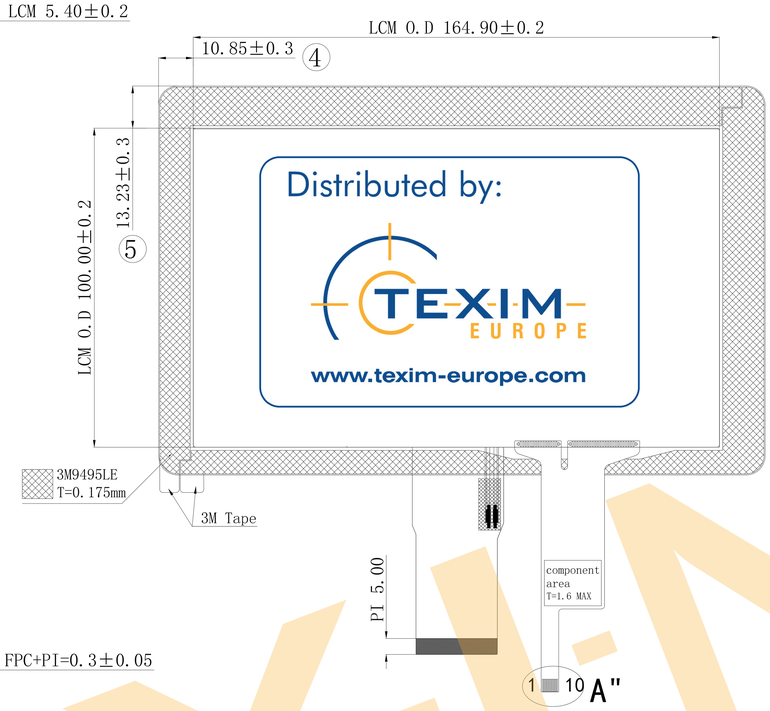

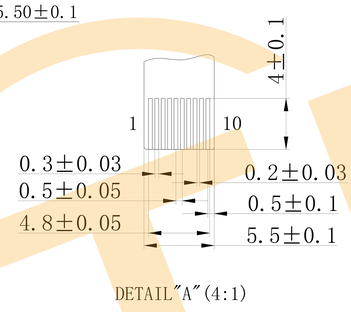

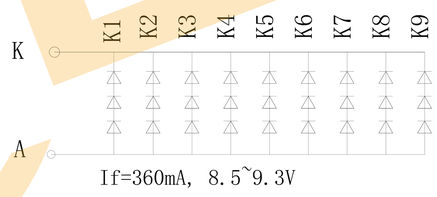

LCM PIN

1	VLED+	26	G1
2	VLED+	27	G0
3	VLED-	28	R7
4	VLED-	29	R6
5	GND	30	R5
6	VCOM	31	R4
7	VDD	32	R3
8	MODE	33	R2
9	DE	34	R1
10	VSYNL	35	R0
11	HSYNL	36	GND
12	B7	37	DCLK
13	B6	38	GND
14	B5	39	SHLR
15	B4	40	UDDN
16	B3	41	VGH
17	B2	42	VGL
18	B1	43	AVDD
19	B0	44	RESET
20	G7	45	NC
21	G6	46	VCOM
22	G5	47	DITHM
23	G4	48	GND
24	G3	49	NC
25	G2	50	NC

VDD=3.3V
AVDD=9.6V
VGH=18V
VGL=-6V
VCOM=3.0~3.5V

CTP specifications:
1. COVER GLASS+SENSOR GLASS+FPC
   COVER GLASS:0.7mm
   SENSOR GLASS:0.55mm
   Connection:FPC:PINCH=0.5H
   IC:FT5446DQS
   Resolution:1024(RGB)*600
2. Voltage:2.8-3.3V
3. Transmittance:≥86%
4. Surface hardness:6H(750gf)
5. Tem.op:-20℃~+70℃, ≤85%RH
6. Tem.st:-30℃~+80℃, ≤90%RH

CTP interface

PIN NO	DINFINATION
1	NC
2	NC
3	RST
4	GND
5	INT
6	SDA(3.3V)
7	SCL(3.3V)
8	GND
9	GND
10	VDD(3.3V)

NOTES:
1. GENERAL TOLERANCE:±0.2
2. ( )REFERENCE DIMENSION
3. Important dimension: ① ~ ⑤

LCD Type	7.0"TFT,Transmissive Normally black,IPS
Resolution	1024(RGB)*600
View Direction	All O'CLOCK
LCD Driver IC	EK79001HF+EK73215BCGA
Color Depth	16.7M
Interface Types	RGB24_bit
Operating voltage	VDD=3.3V
TP/Lens	With CTP(IC:FT5446DQS)
Backlight LEDs	27 LEDs，360mA,9.3V
Surface luminance	730~ 850cd/m2
Operating temperature	-20 ℃~70 ℃
Storage temperature	-30 ℃~80 ℃

版本 (Version)	变更记录(Change History)	日期(Date)
A0	Initial release	2021.12.08

设计(DESIGN)	Bill
审核(CHECKED)	Aron
批准(APPROVED)	Aron
客户承认 (CUSTOMER APPROVAL)	

TSD™ 一众显示 TEAM SOURCE DISPLAY

TITLE: LCM+CTP	页面(Page) 1 / 1
	单位(Unit) mm
Drawing No. TST070WSBE-114C	比例(SCALE) 1 : 1
	角度(Angle)

Disclaimer

ALL PRODUCTS, PRODUCT SPECIFICATIONS AND DATA ARE SUBJECT TO CHANGE WITHOUT NOTICE TO IMPROVE RELIABILITY, FUNCTION OR DESIGN OR OTHERWISE.

Texim Europe B.V. its affiliates, agents, and employees, and all persons acting on its or their behalf (collectively, “Texim”), disclaim any and all liability for any errors, inaccuracies or incompleteness contained in any datasheet or in any other disclosure relating to any product.

Texim makes no warranty, representation or guarantee regarding the suitability of the products for any particular purpose or the continuing production of any product.

It is the customer’s responsibility to validate that a particular product with the properties described in the product specification is suitable for use in a particular application.

Parameters provided in datasheets and / or specifications may vary in different applications and performance may vary over time.

All operating parameters, including typical parameters, must be validated for each customer application by the customer’s technical experts.

Please contact us if you have any questions about the contents of the datasheet.

This may not be the latest version of the datasheet. Please check with us if a later version is available.

Distributed by www.texim-europe.com

Texim Europe - contact details

Headquarters & Warehouse

Elektrostraat 17
NL-7483 PG Haaksbergen
The Netherlands

T: +31 (0)53 573 33 33
E: info@texim-europe.com
Homepage: www.texim-europe.com

The Netherlands

Elektrostraat 17
NL-7483 PG Haaksbergen

T: +31 (0)53 573 33 33
E: nl@texim-europe.com

Belgium

Zuiderlaan 14, box 10
B-1731 Zellik

T: +32 (0)2 462 01 00
E: belgium@texim-europe.com

UK & Ireland

St Mary's House, Church Lane
Carlton Le Moorland
Lincoln LN5 9HS

T: +44 (0)1522 789 555
E: uk@texim-europe.com

Germany - North

Bahnhofstrasse 92
D-25451 Quickborn

T: +49 (0)4106 627 07-0
E: germany@texim-europe.com

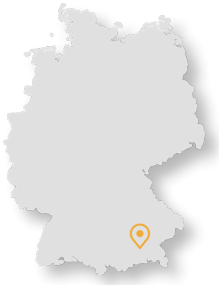

Germany - South

Martin-Kollar-Strasse 9
D-81829 München

T: +49 (0)89 436 086-0
E: muenchen@texim-europe.com

Austria

Warwitzstrasse 9
A-5020 Salzburg

T: +43 (0)662 216 026
E: austria@texim-europe.com

Nordic

Søndre Jagtvej 12
DK-2970 Hørsholm

T: +45 88 20 26 30
E: nordic@texim-europe.com

Italy

Martin-Kollar-Strasse 9
D-81829 München

T: +49 (0)89 436 086-0
E: italy@texim-europe.com